



S.D PUBLIC SCHOOL

BU-BLOCK, PITAMPURA DELHI -34
session (2024-25)

HOLIDAY HOMEWORK



CLASS- 2



S.D Public School, Pitampura

Holiday Homework 2024-2025 Class II

Schools Off, Summers In, Let the Fun Begin!

Greetings Dear Parents

As the Summer Holiday begin, we intend to keep our young minds occupied since they hold the treasure which will further shine, if they polish it regularly.

We have planned various activities for our students to enhance their cognitive, analytical, sequential and creative skills during this summer break.

Kindly note down the requisites for the same.

- All activities must be done on an A4 size coloured Scrap Book.
- The sequence of subjects will be English, Hindi, Mathematics, and Environmental Studies.
- The activities must be done by the student only with little help from their parents.
- Students will be marked on content, neatness, creativity and on time submission.
- Submission date: 5th July 2024.

Regards

GENERAL INSTRUCTIONS

LET HEALTHY LIFESTYLE BE YOUR PRIORITY

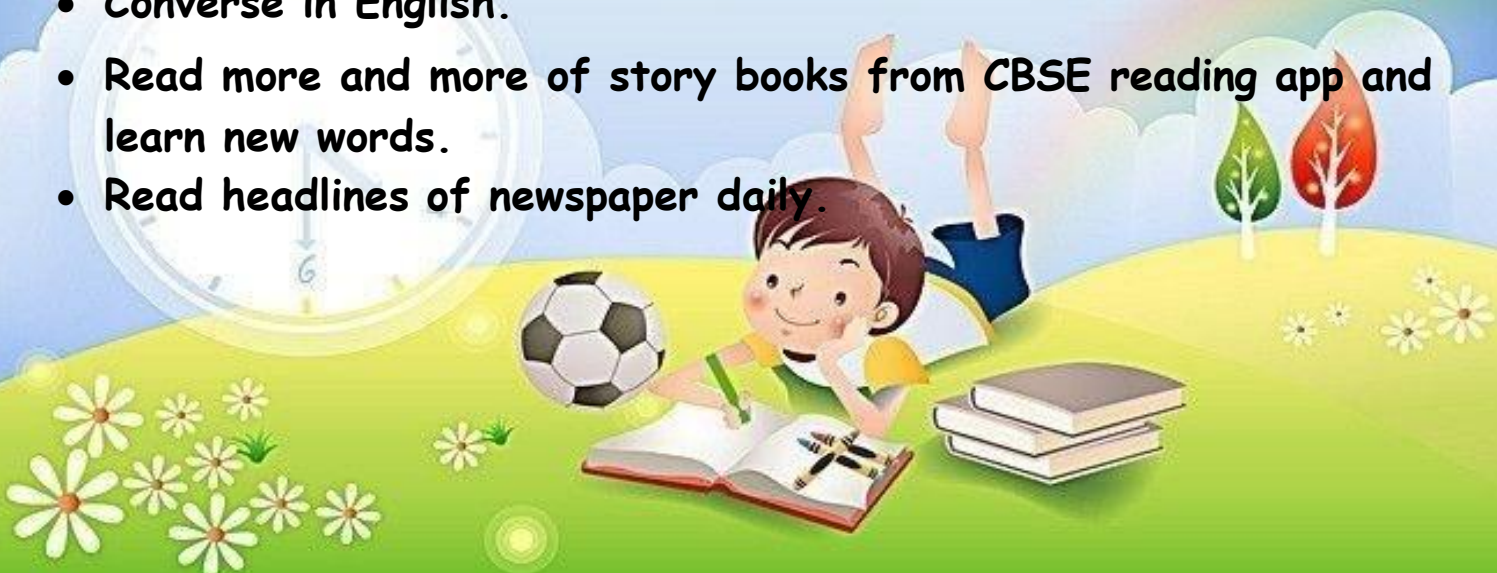
- Wash hands frequently using soap and water.
- Eat healthy food.
- Drink plenty of water.
- Go for walk and exercise regularly.
- Trim your nails regularly.
- Take bath every day.

BE A WONDERFUL HUMAN BEING

- Follow a schedule during holidays.
- Watch educational channels like Discovery Kids, Animal Planet etc.
- Be a helping hand to your parents and learn the skill of shared responsibility.
- Feed and help the needy people.
- Pray to almighty every day.
- Use magic words: Thank you, Sorry, Excuse me, Please etc.


DEVELOP LANGUAGE SKILLS

- Converse in English.
- Read more and more of story books from CBSE reading app and learn new words.
- Read headlines of newspaper daily.



Important Instructions

1. Take the print outs of the worksheets attached. and complete them in your own handwriting.
2. Compile all the worksheets in a beautiful folder and submit the folder on 5th July 2024.
3. Do Maths Test Paper-1&2 given in the book.
4. Revise all the work done in all the subjects in the class.
5. Practice for Role Play Competition on the theme 'Our Community Helpers' to be held in the month of July, 2024.



ACTIVITY:ENGLISH

Lakshadweep, the group of 36 islands is known for its exotic and beautiful beaches and green landscape.

The natural landscapes, the sandy beaches, abundance of flora and fauna and the absence of a rushed lifestyle enhance the mystique of Lakshadweep.

The name Lakshadweep in Malayalam and Sanskrit means 'a hundred thousand islands'.

The Sooty Tern (*Onychoprion fuscatus*) is the state bird of Lakshadweep.

1. Write five sentences on the state bird of Lakshadweep and paste different pictures of this bird.

2. Take Lakshadweep as a base word and make ten words from it.

3. Let's learn some interesting facts about Lakshadweep. https://youtu.be/pvd_e-k22xk?feature=shared



गतिविधियाँ

प्र. अपने दादाजी दादी जी /नाना जी/ नानी जी के साथ बैठकर उनसे शिक्षाप्रद कहानियां सुनकर उनसे शिक्षा प्राप्त करें।

प्र. पंचतंत्र की कहानियाँ पढ़ें उसमें से अपनी मनपसंद कोई एक कहानी का चित्र सहित वर्णन A4 साइज शीट पर करें।

प्र. अपने पसंदीदा कोई एक त्यौहार का A4 साइज शीट पर चित्र सहित वर्णन करें।

प्र. लक्षद्वीप और अंडमान निकोबार द्वीप के बारे में विस्तृत जानकारी एकत्रित करके चित्रों का निर्देशानुसार एक कोलाज बनाएं।

अनुक्रमांक 1-7 रीति रिवाज़

अनुक्रमांक 8-14 वेशभूषा

अनुक्रमांक 15-21 पर्यटन स्थल

अनुक्रमांक 22-28 नृत्य एवं म्यूजिक

अनुक्रमांक 29-35 खानपन



ACTIVITY: MATHEMATICS

India's smallest Union Territory Lakshadweep is an archipelago consisting of 36 islands with an area of 32 sq km.

Activity - Secret Code

- A code is a way of writing secretly. Each number stands for a letter of the alphabet.

KEY CODE

A	B	C	D	E	F	G	H	I	J	K	L	M
1	2	3	4	5	6	7	8	9	10	11	12	13

N	O	P	Q	R	S	T	U	V	W	X	Y	Z
14	15	16	17	18	19	20	21	22	23	24	25	26

- With the help of the above given Alphabet codes write the correct letter in the blank to find the name of the famous islands of LAKSHADWEEP hidden.

a)
13 9 14 9 3 15 25

b)
11 1 4 13 1 20

c)
1 14 4 18 15 20 20

d)
11 1 22 1 18 1 20 20 9

e)
1 7 1 20 20 9

f)
11 9 12 20 1 14

h)
11 1 12 16 5 14 9

- After decoding, create and solve a word problem on addition with the hints given.

Beach shells, rocks, beach balls, beach umbrellas



ACTIVITY: EVS

- Watch this video for flora and fauna of Lakshadweep.

<https://youtu.be/3VloKHA0vYo?feature=shared>

- Paste pictures of different flowers and animals found there and write their names also.

- One of the famous buildings in Lakshadweep is 'The Minicoy Island Lighthouse', which was established on 2 February 1885. Create a 2D picture of 'The Minicoy Island Lighthouse' using different craft materials and write 5 sentences on it.

- DO THE GOOD WORK TO MAKE WORLD A BETTER PLACE
 - FEED STRAY DOGS
 - HELP NEEDY
 - PLANT A SAPLING
 - GIVE WATER AND GRAINS TO BIRD

Note: Make a video or capture a picture and upload it on the 'GOSHARPENER' platform.



ENGLISH

Read the short passage and answer the questions.

Splish-Splash

Bob loves to swim with all his friends. His best friends are Tom, Harry and Mike. Once he enters the pool, he enjoys playing in the water. He flaps his arms around and tries to swim. He also splashes water on Harry.

Harry says, "Bob, please don't throw water at me!" But Bob finds it very funny. All his friends start to laugh and splash water at each other. In a while, they get out of the water.

Since Bob feels cold, he dries himself with a red towel. He wears his clothes and puts on his green shoes. He says "Goodbye!" to his friends and takes the yellow bus to go back to his home.

Answer the following questions:

1. Who are Bob's best friends?

2. What does Harry say to Bob?

3. Why does Bob dry himself with a towel?

4. Why does Bob splash water on Harry?





Frame sentences from the given words.

1. space -

2. woman -

3. astronaut -

4. floor -

5. help -

6. doctor -

7. planets -

8. beautiful -

9. shining -

10. computer -

11. pencils -

12. farmer -

13. school -

14. delicious -



Antonyms are words with an opposite meaning.
Find an opposite in each glass:



Write the antonyms you have found on the lines below:

- 1) _____ and _____
- 2) _____ and _____
- 3) _____ and _____
- 4) _____ and _____
- 5) _____ and _____
- 6) _____ and _____
- 7) _____ and _____
- 8) _____ and _____

Circle the common nouns and underline the proper nouns

1. The Taj Mahal in India is very beautiful.
2. Red Riding Hood met the fox in the forest.
3. Mr Tony walks his dog every day.
4. The boy ran to his mother.
5. The flat was in the middle of Lenin Street.
6. The reporter went to Noida to collect news.
7. This milk tastes sour.
8. Rose is a beautiful girl.

10. I have read the novel by Emily Bronte.
11. King Arthur was a noble king.
12. The Milky Way is a big galaxy.





प्र. चित्र देखकर खाली स्थान को संज्ञा शब्द से भरे -



- 1) आकाश में तीन _____ उड़ रहे हैं।
- 2) चित्र में _____ का एक पेड़ है।
- 3) पेड़ के पास एक _____ रखी है।
- 4) सूरज _____ के पीछे छुप गया है।
- 5) घर में तीन नीले रंग की _____ है।

प्र. नीचे दिए गए शब्दों के लिंग बदलो -

1. दादा - _____
2. चाचा - _____
3. लड़का - _____
4. नौकर - _____
5. चूहा - _____

6. नाना - _____
7. भाई - _____
8. . शेर - _____
9. घोड़ा - _____
10. मोर - _____



प्र. संयुक्त व्यंजनों का प्रयोग कर दो दो अक्षर लिखो-

1. क्की - _____
2. म्म - _____
3. ल्ल - _____
4. ब्ब - _____
5. क्क - _____
6. ल्ली - _____

प्र. विलोम शब्द कोई पांच फ्लैश कार्ड बनाएं | (रोल नंबर 1- 20)



प्र. एकवचन और बहुवचन शब्द कोई पांच फ्लैश कार्ड बनाएं (रोल नंबर 21 से आगे)



MATHS

Q1. Write the number name for each of the following.

a) 415 _____

b) 208 _____

c) 176 _____

d) 489 _____

e) 340 _____

Q2. Complete the boxes by drawing the missing dots

$$\begin{array}{|c|} \hline \bullet \\ \hline \bullet \\ \hline \end{array} + \begin{array}{|c|} \hline \\ \hline \\ \hline \end{array} = 10$$

$$\begin{array}{|c|} \hline \bullet \bullet \\ \hline \bullet \bullet \\ \hline \end{array} + \begin{array}{|c|} \hline \\ \hline \\ \hline \end{array} = 5$$

$$\begin{array}{|c|} \hline \\ \hline \\ \hline \end{array} + \begin{array}{|c|} \hline \bullet \bullet \\ \hline \bullet \\ \hline \end{array} = 8$$

$$\begin{array}{|c|} \hline \\ \hline \\ \hline \end{array} + \begin{array}{|c|} \hline \bullet \bullet \\ \hline \bullet \bullet \\ \hline \bullet \bullet \\ \hline \end{array} = 7$$

$$\begin{array}{|c|} \hline \bullet \\ \hline \\ \hline \end{array} + \begin{array}{|c|} \hline \\ \hline \\ \hline \end{array} = 4$$


$$\begin{array}{|c|} \hline \bullet \bullet \\ \hline \bullet \\ \hline \end{array} + \begin{array}{|c|} \hline \\ \hline \\ \hline \end{array} = 6$$

$$\begin{array}{|c|} \hline \\ \hline \\ \hline \end{array} + \begin{array}{|c|} \hline \bullet \\ \hline \bullet \\ \hline \end{array} = 3$$

$$\begin{array}{|c|} \hline \\ \hline \\ \hline \end{array} + \begin{array}{|c|} \hline \bullet \bullet \\ \hline \bullet \bullet \\ \hline \bullet \bullet \\ \hline \end{array} = 8$$

$$\begin{array}{|c|} \hline \bullet \\ \hline \\ \hline \end{array} + \begin{array}{|c|} \hline \\ \hline \\ \hline \end{array} = 2$$

$$\begin{array}{|c|} \hline \bullet \bullet \\ \hline \bullet \bullet \\ \hline \end{array} + \begin{array}{|c|} \hline \\ \hline \\ \hline \end{array} = 9$$



Q3. Write the numbers for the given number names.

a) Four hundred thirty-six _____

b) Four hundred sixty-eight _____

c) Three hundred fifty-nine _____

d) Two hundred twenty-four _____

Q4. Ring the greatest and cross the smallest number.

a) 340 445 138 491

b) 486 363 249 140

c) 323 148 277 432

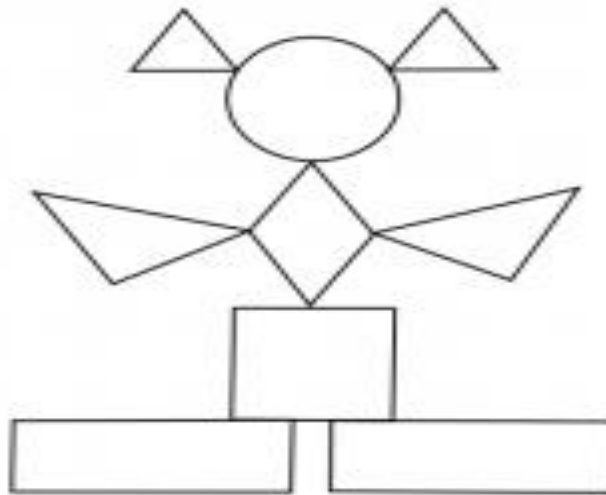
d) 309 243 190 73

Q5. Write the place value of the underlined digits

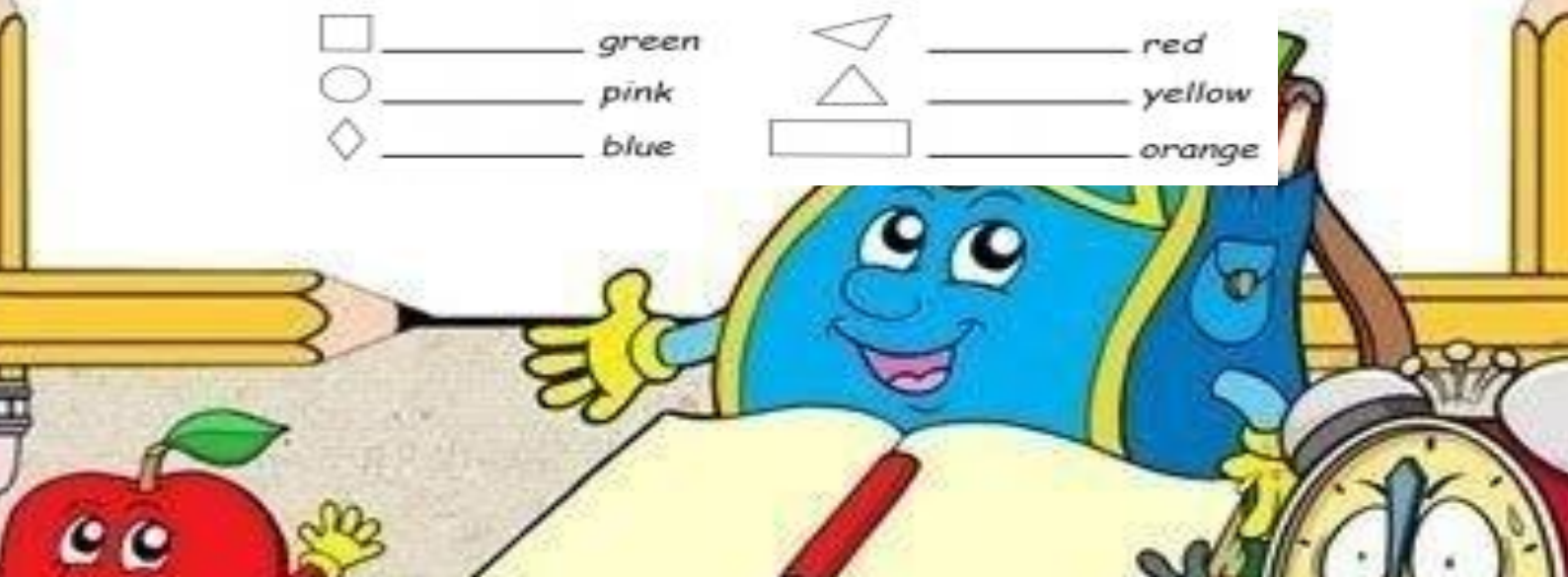
a) 292 = _____

b) 164 = _____

Q6. Colour the shapes and write the numbers of shapes in the space provided

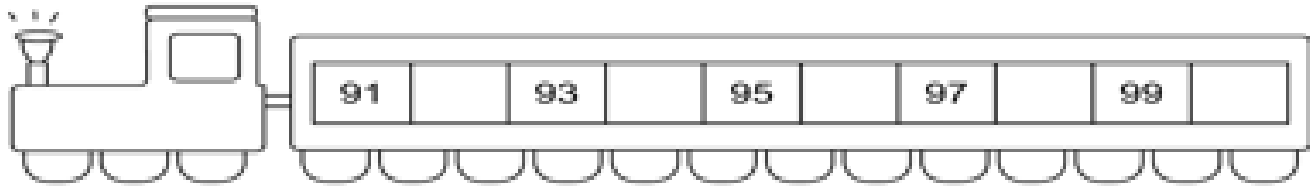
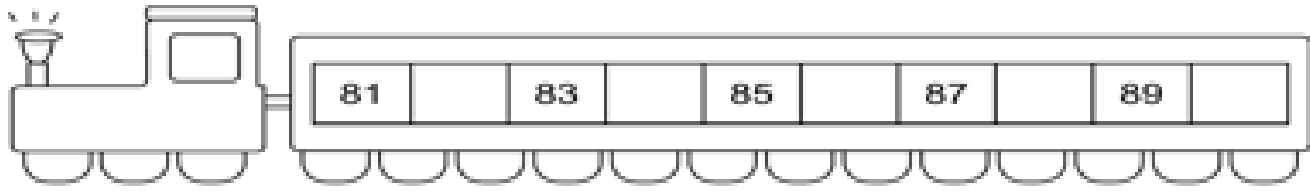
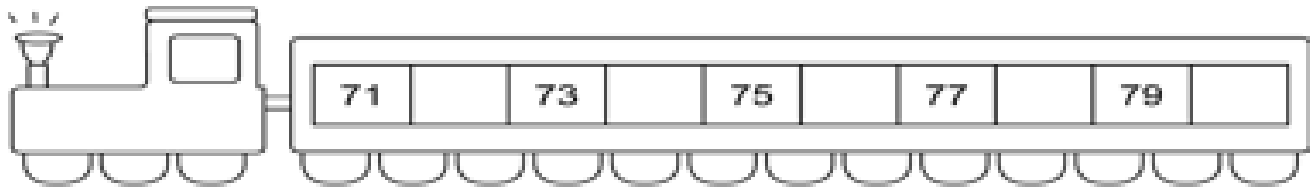
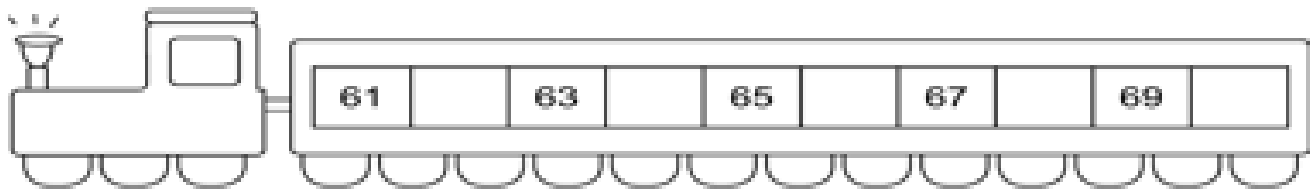
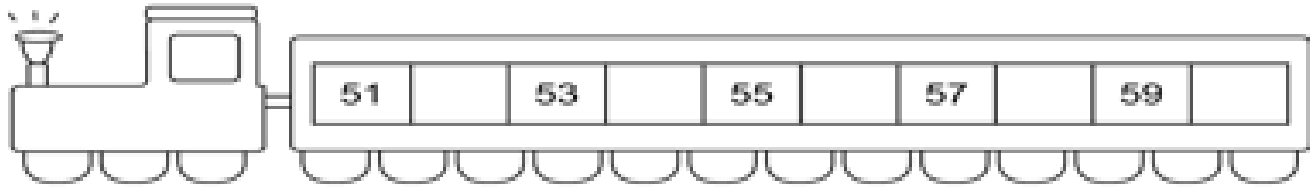


<input type="checkbox"/>	_____	green	<input type="checkbox"/>	_____	red
<input type="circle"/>	_____	pink	<input type="checkbox"/>	_____	yellow
<input type="diamond"/>	_____	blue	<input type="checkbox"/>	_____	orange





Q6. Fill in the empty boxes given below with correct numerals:





TASK 1 (Roll No 1-18)

Make a beautiful wall hanging using different shapes. Given below is for your reference:



TASK 2 (Roll No 19 onwards)

Create a 3 D model of an object using different shapes. You can use cardboard, thermocol, ice-cream sticks, etc. Reference is given below:



EVIS



SAFETY RULES



Fill in the blank with the correct answer.



1. Don't _____ your _____ and _____ out of the window.



2. _____ both _____ on your _____.



3. Wear a _____ when you _____ a bicycle.



4. Look both _____ before _____ the road.



5. _____ your _____ when you are sitting in the car.

stick crossing seatbelts fasten ways hand
handlebars out ride hands head helmet



Q: Choose the correct answer for each picture:

sharing



eating junk food



respecting elders



good habit / bad habit

bad habit / good habit

good habit / bad habit

teasing someone



helping elders



shouting



bad habit / good habit

good habit / bad habit

bad habit / good habit

saying thankyou



littering



exercise regularly



good habit / bad habit

bad habit / good habit

good habit / bad habit




Identify the parts of the body.

Listen, read and choose your answer inside the box.



Knee	Hair	Mouth	Arm
Eye	Foot	Ear	Leg
Hand	Nose	Cheek	Neck



My Family

My name is _____

I'm _____ years old.

My mother's name is

_____.

My mother is a/an

_____.



My father's name is _____.

My father is a/an _____.

My grandmother's name is _____.

My grandfather's name is _____.

My sister's name is _____.



HOLIDAYS HOMEWORK

CLASS 2

Art & Craft

Topic	pg no
PENCIL SHAVING ACTIVITY	38
LOTUS TEMPLE (NEWSPAPER ART)	22
SWAN (ORIGAMI)	24
FAMILY TREE (CRAFT)	36
BUTTERFLY (COLOUR IT BEAUTIFULLY AND PASTE GLITTER)	20
TREE (JUTE IMPRESSION)	17

LIPPAN ART - TAKE ONE CIRCULAR SHAPE MDF PLAIN AND COLOUR IT BEAUTIFULLY AND PASTE MIRRORS ON IT PICTURES ARE GIVEN FOR REFERENCE



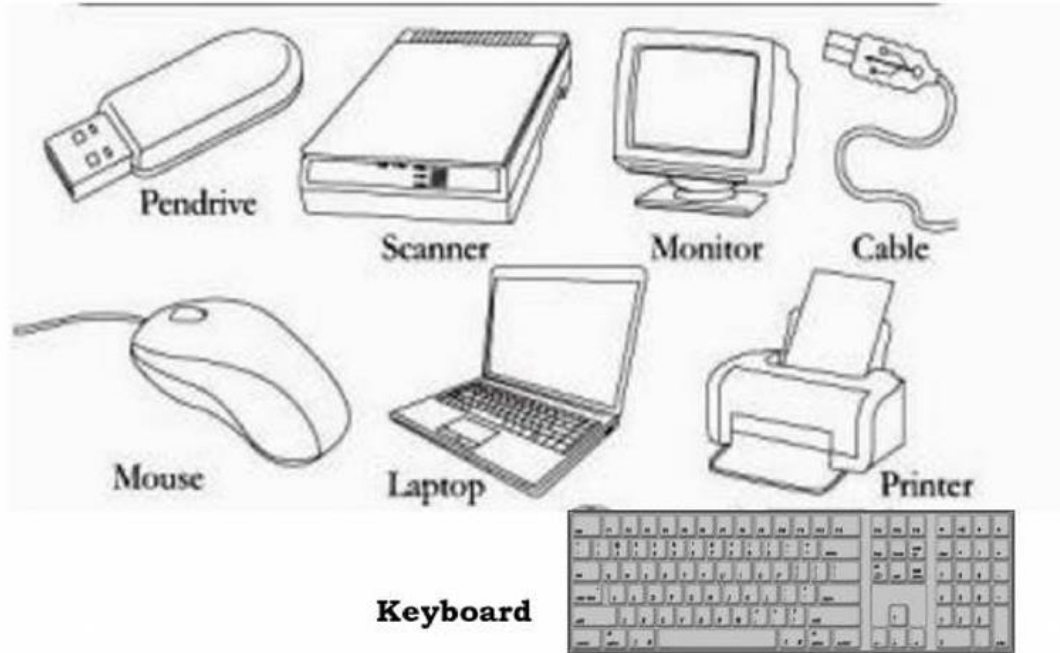
COMPUTER



Word puzzle:

Find the NAMES of these terms related to the computer system.

Colour each word with a DIFFERENT colour.



L	T	M	O	N	I	T	O	R	B	V	Q	K
Y	F	O	H	J	R	C	A	B	L	E	M	E
S	D	U	P	E	N	D	R	I	V	E	G	Y
O	M	S	C	A	N	N	E	R	T	I	H	B
F	I	E	V	U	L	Y	W	R	H	A	C	O
X	H	B	R	S	C	I	L	K	V	Z	X	A
D	J	L	A	P	T	O	P	T	E	U	F	R
F	I	W	T	Y	X	M	K	U	G	S	E	D



Worksheet

Q1. Tick (✓) the tasks that you can do on a computer:

- Draw Type letters Play music Play games
Swim Walk Solve sums Jump

Q2. Fill in the blanks using the given hints:

1. We can play _____ on a computer.
2. We can listen to _____ on a computer.
3. We can _____ information on a computer.
4. We can make _____ on a computer.
5. A computer is a _____.
6. A computer is used to send and receive _____.

Hints:

Music
machine
Games
Drawings
Messages
Store

Q3. Write True/False:

1. A computer can store information.
2. A computer cannot be used to solve sums.
3. We cannot play games on the computer.
4. We can type letters on a computer.
5. We can make drawings on a computer.
6. A computer is used only at home.

Q4. Answer in one word:

1. Which machine is used to book tickets online? _____
2. Write any 2 uses of computers. (a) _____ (b) _____
3. Name two places where people use computers. (a) _____ (b) _____



LEARN BEYOND THE CLASSROOM WITH E-LEARNING

E-Learning is an empowering tool for students to enhance their knowledge and skills. Enhance your learning in a fun way by watching the given videos.

ENGLISH

Revise the language topics through the given links

<https://youtu.be/5ZkMbLkGims?feature=shared>

<https://youtu.be/5ZkMbLkGims?feature=shared>

<https://youtu.be/api2NVzoerA?feature=shared>

<https://youtu.be/VNyLSD-L9VQ>

MATHS

Recapitulate the concepts done in the class by watching the given links:

<https://youtu.be/DhJLbCIT9Ng>

<https://youtu.be/PyzVG3xkONs>

EVS

Lesson-“My Body”

<https://youtu.be/RcTiqnGoBAU>

LESSON-“My Family”

<https://youtu.be/YO8chzf3UOE>



